



PRO SUPERPRIME™ 1C

2. MANUFACTURER

PROMA ADHESIVES Inc.

9801, Parkway, Anjou, Quebec Canada H1J 1P3
Tel.: 514.852.8585
Fax: 514.852.8225
Toll-free: 1 866.51.PROMA (77662)
Email: info@proma.ca
Web: www.proma.ca

3. PRODUCT DESCRIPTION

PRO SUPERPRIME 1C is a ready-to-use, one coat, universal, premium-quality, solvent-free acrylic primer used for priming most substrates including well-prepared plywood and wood subfloors, concrete surfaces, resin-based floor coatings, homogeneous PVC, well-bonded VCT/VAT, cutback and adhesive residue, gypsum, cement or epoxy terrazzo, steel, copper, lead, stainless steel, quarry and ceramic tile, porcelain, granite and marble. **PRO SUPERPRIME 1C can ready nearly any surface for PROMA leveling underlayments, toppings and setting materials without the need for scarifying or shotblasting, saving valuable time and money!**

Features

- ♦ One component, ready-to-use universal primer
- ♦ Provides single-coat coverage for a fast turnaround
- ♦ Use to create tenacious bonds to nearly any substrate
- ♦ Use in place of shot-blasting and scarifying, saving valuable time and money
- ♦ Use to prime substrate for increased adhesion with self-leveling underlayments, toppings and setting materials
- ♦ Use for porous and non-porous substrates
- ♦ Apply easily with a roller or a brush
- ♦ Provides a rough-textured surface that promotes strong bonds
- ♦ Primer is colored when dry for easy detection on the surface to help ensure full coverage
- ♦ Reduce substrate porosity
- ♦ For interior institutional, commercial and residential applications
- ♦ DIRECT BOND™ Guarantee assures bond to approved surfaces
- ♦ Contributes to LEED® objectives and requirements

Packaging

1.89 L (2 US qt) pail; 3.79 L (1 US gal) pail; 18.9 L (5 US gal) pail



Suitable Substrates

- ♦ Dry, completely cured concrete (at least 28 days old)
- ♦ Double layered EXTERIOR Grade Douglas Fir Plywood, certified CANPLY (SELECT) or (SEL-TF) CSA 121, minimum 32 mm (1 1/4") total thickness, for INTERIOR Residential Light -duty Floors in dry areas only.
- ♦ Cement backer units (CBU)
- ♦ Cementitious screeds, rendering, leveling coats and mortar beds
- ♦ Gypsum and light-weight concrete surfaces*
- ♦ Existing ceramic and quarry tiles, porcelain, granite and marble
- ♦ Cementitious and Epoxy Terrazzo floors
- ♦ Metal such as steel, copper, stainless steel, aluminum or lead
- ♦ Old Cut-back adhesive residue and water-soluble adhesive residues
- ♦ Existing VAT and VCT tiles, and non-cushioned vinyl sheet goods
- ♦ Homogeneous PVC flooring
- ♦ Painted substrates
- ♦ Resin-based floor coverings (epoxy, urethane or polyurethane)

* Provided that the tensile bond strength of 72 psi (0.5 MPa) is reached as a minimum for self-leveling applications



Metal Concrete Exterior-Grade Plywood Cutback Adhesive Residue Existing VAT, VCT, and Non-Cushioned Vinyl Sheet Goods Existing Tile





Limitations

- ♦ For INTERIOR installations only.
- ♦ Do not use at temperatures below 10°C (50°F) or above 35°C (95°F).
- ♦ Do not use over cushion-backed sheet vinyl floor covering.
- ♦ Do not use when in the presence of hydrostatic pressure or humidity problems.
- ♦ Do not use this product as a floor finishing primer or surface sealer or without covering it over with a floor covering material.
- ♦ Do not apply directly over particleboard, chipboard, presswood, Lauan, masonite, OSB and similar dimensionally unstable materials.
- ♦ Do not dilute.
- ♦ Do not apply over wet areas.
- ♦ Do not use for installations subject to prolonged water immersion.

4. TECHNICAL DATA

Applicable Standards

For Additional Information, please refer to the most recent TCNA handbook for ceramic tile installation or the TTMAC Specification Guide 09 30 00 Tile Installation Manual, or visit our website at www.proma.ca.

WORKING PROPERTIES (@23° C [73° F] and 50% RH)

Drying time	1 to 3 hours approximately
-------------	----------------------------

PHYSICAL PROPERTIES (@23° C [73° F] and 50% RH)

VOC content	< 5.0 g/L
pH	9.0
Density	1.1 g/mL
Product color when wet	Salmon
Product color when dry	Orange
Approximate coverage	
1.89 L (2 US qt)	9.3-13.9 m ² (100-150 ft ²)
3.79 L (1 US gal)	18.6-27.9 m ² (200-300 ft ²)
18.9 L (5 US gal)	92.9-139.4 m ² (1000-1500 ft ²)
Shelf life	
24 months if kept in its original unopened packaging and stored in a warm, dry location. Protect from freezing.	

5. INSTALLATION

Surface Preparation

(Refer to PROMA Surface Preparation Guidelines for complete details)

NOTE: This product comes with a DIRECT BOND™ Guarantee that assures it will bond directly to approved surfaces as long as material is used over clean, sound, properly prepared substrates in strict accordance with industry standards and practices, and with the respective PROMA product system specifications, instructions, limitations, shelf life, and technical requirements. Contact our Technical Services Department for additional guidance, if needed.

- ♦ All supporting surfaces must be structurally sound, solid, stable, level, plumb and true to a tolerance in plane of 1/4" in 10'-0" (6 mm in 3 m) or in accordance with the requirements of the floor covering being installed.
- ♦ Surfaces must be clean and free of dust, oil, grease, tar, wax, curing agent, primer, sealer, form release agent or any deleterious substance and debris which may prevent or reduce adhesion.
- ♦ Acids, concentrated alkaline conditions and cleaning chemical residues must be neutralized or removed.

- ♦ All concrete substrates must be completely cured (at least 28 days old), solid, sound, slightly textured and have a direct tensile cohesive strength greater than 1.2 MPa (175 psi) when tested in accordance with ACI 503 R – (Appendix A) procedure.
- ♦ On grade or below grade concrete slabs must be installed over an effective vapor barrier.
- ♦ All concrete substrates must be dry and free of hydrostatic conditions and/or extreme moisture problems. Perform a calcium chloride moisture emission test (ASTM F-1869) on the concrete substrate before proceeding with the installation of the floor. For wood flooring and resilient floor covering installations, the moisture vapor emission of the concrete must not exceed 1.36 kg per 93 m² (3 lb per 1 000 sq. ft.) per 24 hours. Do not prime, repair, level or patch the substrate, or install any floor covering materials until moisture problems and conditions have been addressed to meet these requirements. **Please contact our Technical Service Department for appropriate recommendations.**

Mixing

Stir PRO SUPERPRIME 1C thoroughly before application. The product is ready to use so no dilution is required.

Application

1. Apply PRO SUPERPRIME 1C primer to the substrate with a roller or brush.
2. Let PRO SUPERPRIME 1C primer dry for approximately 1-3 hours prior to the application of self-leveling underlayment, repair mortar or setting material.
3. Clean tools and hands with water while product is still fresh.

Expansion and Control Joints

- ♦ Install control joints where tiles abut restraining surfaces, around the perimeter of the work and at the base of columns and curbs.
- ♦ Install and space expansion and control joints in all directions in accordance with TCNA HANDBOOK FOR CERAMIC TILE INSTALLATION Detail #EJ-171 recommendations, or TTMAC Specification Guide 09 30 00 Detail #301-MJ recommendations. CAUTION: DO NOT cut EXPANSION JOINTS in after the tiles have been installed. Install tiles normally and stop when the control joint location is reached. Cut the tile if required and resume setting from the opposite side of the joint. Before proceeding further, rake the joint and leave the tile and joint space clean.
- ♦ DO NOT FILL EXPANSION JOINT SPACE UNTIL GROUTING IS COMPLETED on the remainder of the job.
- ♦ Install a suitable industry-approved compressible bead and flexible sealant to caulk expansion and control joints. Follow the sealant manufacturer's installation instructions.

Drying Time

- ♦ Allow PRO SUPERPRIME 1C to dry and harden completely before installing a self-leveling underlayment, a mortar bed or a setting material. Generally, PRO SUPERPRIME 1C primer dries in about 1-3 hours (@ 23°C [73°F] and 50% RH); however the drying time may vary according to the prevailing room and substrate temperature and humidity conditions at time of application.

Notes: Remove all puddles and excess latex primer before proceeding further with the application of a self-leveling, a mortar bed or a setting material product.

Install self-leveling underlayments within 24 hours of the application of PRO SUPERPRIME 1C primer. If the 24 hour drying time limit has been exceeded, apply a fresh coat of primer and install within the proper time frame.

Cleaning

Clean tools and hands with water while the product is still fresh.

Health and Safety

Refer to the Safety Data Sheet (SDS) for complete details.



6. AVAILABILITY AND COST

PROMA products are widely available in Canada and the Northeast United States. To find a distributor of PROMA products, call **toll-free: 1.866.51.PROMA (77662)**.

7. WARRANTY

PROMA warrants that this product is manufactured using quality raw materials and is of merchantable quality and suitable for the purpose for which it was intended. PROMA's liability under this warranty shall be limited to the replacement of its product proven to be defective. Neither seller nor manufacturer shall be liable for any injury, loss or damage, direct or consequential, arising from the use of/or the inability to use this product.

8. MAINTENANCE

Product requires no special maintenance. Do not leave without floor covering or exposed as a resurfacing material.


9. TECHNICAL SERVICE

For more detailed information on this product, please contact our technical department for proper recommendations and job field assistance. **Toll-free: 1.866.51.PROMA (77662)**.


10. FILING SYSTEM

Additional information is available upon request, or by visiting www.proma.ca.

Cured concrete (28 days)




Metal such as steel, copper, stainless steel, aluminum or lead




Exterior-grade plywood




Existing ceramic and quarry tiles, porcelain, granite and marble



Existing VAT, VCT, non-cushioned vinyl sheet goods, homogeneous PVC flooring



Adhesive residue



Painted substrates





PROMA ADHESIVES Inc.

9801, Parkway, Anjou, Quebec Canada H1J 1P3

Tel.: 514.852.8585

Fax: 514.852.8225

Toll-free: 1 866.51.PROMA (77662)

Email: info@proma.ca

© 2020 PROMA ADHESIVES Inc.

